


3D SOLUTIONS

12 rue Jean Bart
78960 Voisins le Bretonneux

Tel: + 33 (0)1 30 60 03 33
Email: devis@3dsolutions.fr
www.3dsolutions.fr



SOLUTIONIX
PART OF **MEDIT** METROLOGY GROUP

The Most User-Friendly 3D scanner

The Solutionix C500 is optimized for scanning small- to medium-sized objects. With dual 5.0MP cameras, the C500 provides excellent data quality at a high resolution. In addition, the product's high level of user friendliness makes the scanner even more attractive.

Automatic Scanning and Active Synchronization

3D scanning does not always need much effort. With a single mouse click, users can get their object scanning jobs done very easily and quickly. Another mouse click actively synchronizes the model and camera views, enabling users to navigate to any scanning position, adding more scans where required.

Automatic Calibration

Once the calibration panel is installed, clicking the calibration wizard will guide you through an automated calibration process. The previous manual calibration process may have been difficult for users to follow. With automatic calibration, you will experience a genuinely user-friendly and convenient system with optimal accuracy for ease of mind.

Optimized 3-axis Automatic Turntable

The C500 is capable of performing scanning tasks easily and rapidly. Solutionix's 3-axis turntable (TA300+) can effectively capture areas beyond the pre-existing limits. The TA300+ is optimized for automatic scanning of small- and medium-sized objects and can hold up to 10kg. With the TA300+, it is possible to work in cramped conditions without much difficulty.

- ❶ Rotation Axis : Provides $\pm 180^\circ$ movement
- ❷ Rotation (Base) Axis : Provides $\pm 175^\circ$ movement
- ❸ Swing Axis : Provides $\pm 40^\circ$ movement

Detachable Scanner Head

For scanning of objects that exceed the size or weight limit of the TA300+, the scanner sensor can be easily detached from the C500 stand and then installed on a tripod or other suitable stand for manual scanning.



We Provide High Quality and Easy-To-Use 3D scanners for the Industry

Solutionix industrial 3D scanners provide highly accurate and detailed 3D measurement data using Blue LED scanning technology and high-resolution twin-cameras, enabling users to have a fast and easy metrology experience.

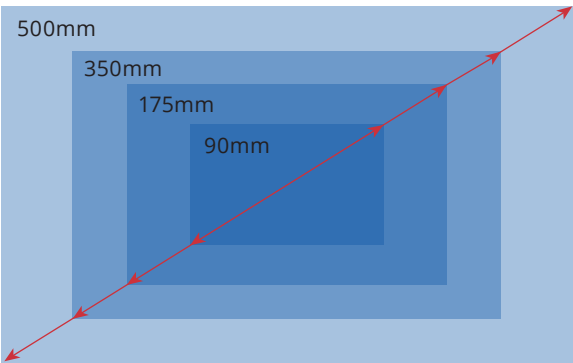
No Targets or Manual Alignment Needed

Targets are no longer needed for scanning jobs with the Solutionix C500. Using pre-calculated information for axis calibration, accurate alignment is possible without the need for targets or manual registration.

Flexible Scanning Volume

It is equipped with four different types of scan areas from 90mm to 500mm for maximum efficiency and utility in several industrial sectors. For user convenience, the C500 is designed to allow easy changing of the measurement area by simply replacing the projector and camera lens.


(Unit: mm)		
Scanning Area	Scanning Volume	Point Spacing
FOV90	68 x 56 x 30	0.028
FOV175	136 x 111 x 60	0.056
FOV350	264 x 218 x 120	0.110
FOV500	385 x 312 x 210	0.157



Color Texture Mapping

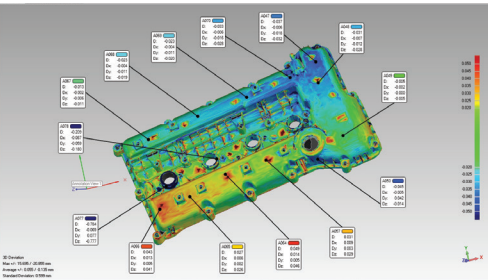
The Solutionix C500 may be used in quality inspection or reverse engineering because of its ability to acquire high-precision scan data easily and quickly. Its added functionality, to acquire high-resolution color information, makes it easy to utilize it in 3D printing, CG, and web-based real 3D data fields.





Optimum Solution for Various Applications

The Solutionix C500 acquires high-quality scan data quickly and easily; it is the best solution for versatile applications in various industries.




Quality Inspection

Compare measurements between the C500 and the nominal CAD model. Create color-coded deviation maps of any errors in 3D.

> Applications

- 3D correction and improvement
- Turbine blade inspection
- Geometric dimensioning and tolerancing (GD&T)




Reverse Engineering

Reverse engineer free-form surfaces and geometric objects from point cloud data back to a variety of native CAD formats.

> Applications

- 2D Drawing, 3D Modeling
- Styling and design modifications, system engineering
- Tooling design and manufacturing




Analysis

Identify and find solutions to any potential structural or functional defect by modeling the system or product in a virtual environment.

> Applications

- Digital simulation
- Computational fluid dynamic (CFD)
- Finite element analysis (FEA)



Scan to 3D Printing

Produce detailed pieces using various materials with seamless data integration.

> Applications

- Rapid prototyping
- Direct manufacturing
- Healthcare
- Entertainment

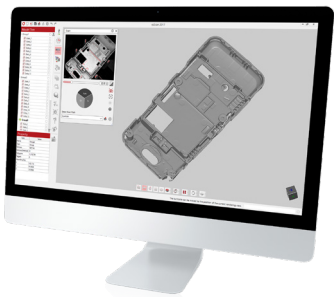
ezScan 2017

Intuitive and Easy-to-Use Scan Software

ezScan provides a step-by-step process. Three easy steps, 'Scan', 'Align', and 'Merge', make for effortless 3D scanning. Its key features are represented by intuitive icons. Additionally, ezScan 2017 has enhanced data editing and processing capabilities. So many attractive options have been added that even beginners to 3D scanning can use it easily.

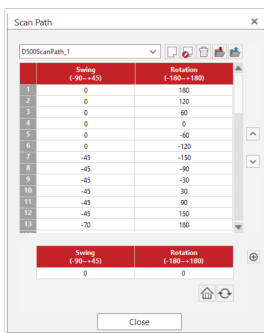
Automatic Scanning Process

With the Solutionix C500, you can automatically set the brightness with one click of the mouse; no need to set the brightness of the scan object beforehand. The 'Batch Process' function also allows users to perform all functions from scanning to data extraction in one go, providing an easy and convenient scanning experience.




Easy Scanning Path Generation

Different scan objects require different scanning paths depending on their complexity. The flexibility of the scanner in terms of path generation makes it easy for users to create their own scanning paths, allowing repeated data collection for various object sizes and shapes.



Enhanced Scan Data Processing

Obtaining scan data from objects with deep and narrow crevices presents particular challenges. Using the 'Data Merge' function allows recovery of file details from noisy or sparse scan data in addition to intelligent detection and automatic filling of any gaps in the scan data.



API for Customized Integration


Users can use the API provided by Solutionix to control the C500 and process its scan data. Alternatively, users have the flexibility to create their own scan application programs using various software and plug-in processes. The scanner head can also be used separately for various application fields and can be attached to the robot arm or other instrumental devices.

Simple, Smart yet Powerful

Solutionix C500

The Best 3D scanner for Making Fast, Accurate 3D data!

- Optimized for acquiring high-quality 3D scan data
- The most user-friendly scanner
- Synchronized 3-axis turn table
- Fully automated single-click calibration
- Color texture mapping function
- New API for customized integration
- Compact size: Fits into desk space



3D scanner & PC specifications

3D scanner	Solutionix C500	PC	Installation requirements	
			Minimum	Recommended
Camera resolution	2 x 5.0 MP	CPU	Intel i5	Above Intel i7
Point spacing	0.028 – 0.157 mm	RAM	16GB	Above 32GB
3D scanning area (FOV)	90 / 175 / 350 / 500 mm	Graphic Card	Geforce GTX 660	Above Geforce GTX 1060
3D scanning principle	Phase-shifting optical triangulation	O/S	Windows 7,8,10 / 64bit	
Dimension	315 x 270 x 80 mm (Scanner only)			
Weight	2.3 Kg (Scanner only)			
Light source	Blue LED			
Interface	USB 3.0 B type			
Power	AC 100-240V, 47-63 Hz			